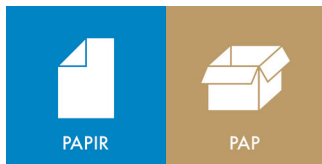


We give back

Guide to waste sorting for housing organisations



How to sort your waste



Cardboard and paper can be used again and again to make new cardboard and paper

By recycling cardboard and paper, you are saving natural resources in the form of wood and water – and you help to reduce energy consumption, thereby reducing CO2 emissions.

Cardboard and paper must be disposed of in the same compartment of your new resource bin. It is not to be placed in bags.

Cardboard and paper includes, e.g.:

- Newspapers and advertisements
- Weekly magazines and brochures
- Drawing paper and window envelopes
- Cardboard packaging from e.g. cereal products
- Corrugated cardboard and card
- Kitchen and toilet roll tubes
- Egg trays

This does not include:

- Gift wrap
- Serviettes and kitchen roll
- Pizza boxes and milk / juice cartons

Cardboard and paper must be clean, dry and free from food residue.

Do not put in bags.

Cardboard and paper are separated before recycling.





Glass and metal can be remelted to make new glass and metal

When you recycle glass and metal, you save resources and energy. E.g. recycling an aluminium can saves up to 95% of the energy used to make a new one.

Glass and metal must be disposed of in the same compartment of your new resource bin. It is not to be placed in bags.

Glass and metal includes, e.g.:

- Bottles
- Glass containers used for e.g. preserves, oils and dressings
- Drinking glasses
- Beer and soda cans
- Food cans, bottle tops and lids
- Aluminium trays and tea light cases




This does not include:


- Batteries and spray cans
- Energy-saving and incandescent light bulbs
- Porcelain and ceramic

Glass and metal must be emptied of any contents, but need not be completely clean.

Do not put in bags.

Glass and metal are separated before recycling.





Food waste becomes biogas, which can be used for energy production

In sorting your food waste, you are helping to produce green power. At the same time, a by-product in the form of fertiliser is created, which can be used on farmland.

We supply bags for food waste, along with a small kitchen bin, which is suitable for use indoors. Food waste should be disposed of in a closed bag in your new energy bin.

Food waste includes, e.g.:

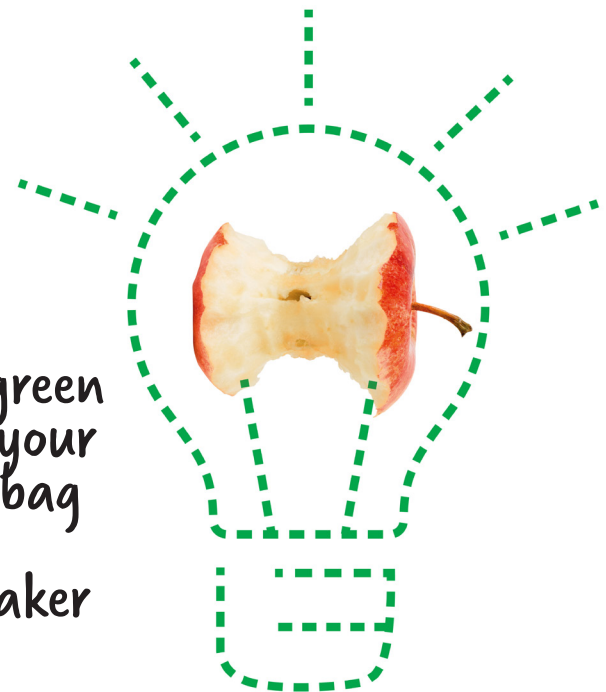
- Rice, pasta and cheese
- Vegetables and fruit (raw, cooked and peeled)
- Teabags and coffee filters
- Fish, meat, sandwich toppings / cold cuts and bones
- Bread and cakes
- Sauce and fat

This does not include:

- Food packaging
- Kitchen roll


You have been provided with a small green bin and green plastic bags to use for your food waste. Remember to secure the bag with at least one good knot.
You can get new bags from the caretaker of your building.

The bags are made from recycled plastic and can be recycled again and again.



Give your food waste back

- it can be used to produce electricity, heat, fuel and fertiliser



We give back

Our ambition is that nothing goes to waste. Everything can be used again. For example, food waste can become electricity, heat, fuel and fertiliser. In this way, we save an enormous amount of resources. Others call it sustainability. We just call it giving back.

VA
vand og affald



Residual waste is incinerated and used for district heating and electricity

Residual waste must be disposed of in a closed bag in the energy bin.

Be sure to sort as much waste to be recycled as possible before throwing out the rest into the residual waste!

Residual waste is waste that cannot be recycled.

Residual waste is incinerated and used to produce heat and electricity for homes in Svendborg municipality.

Residual waste includes, e.g.:

- Pizza boxes
- Soiled paper and plastic
- Vacuum cleaner bags
- Nappies
- Toothpaste tubes
- Cigarette butts
- Packaged ash
- Gift wrap
- Serviettes and kitchen roll

This does not include:

- Milk / juice cartons
- Recyclable waste
- Hazardous waste



Residual waste should be disposed of in the ordinary waste bags that you purchase yourself.



Plastic can be reused for e.g. new plastic or fle-
ece sweatshirts

By recycling plastic and food- and drink-
ing cartons, you help to save resources
and energy.

You save e.g. 1.5 kg of CO₂ each time
you make 1 kg of plastic from plastic
waste instead of making it from new
crude oil.

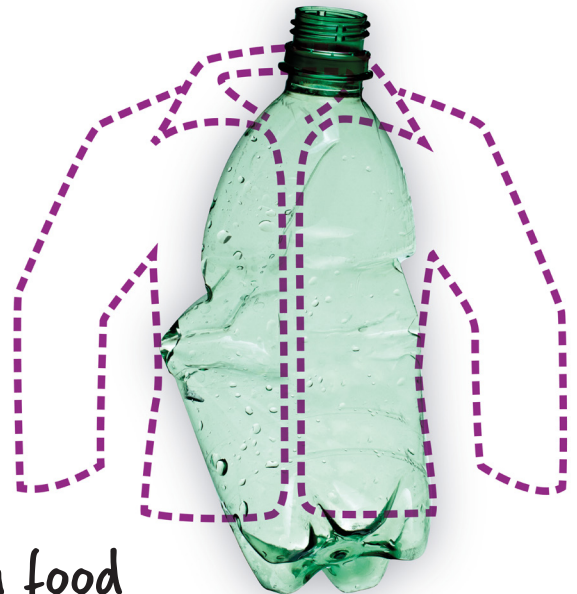
Plastic and food- and drinking cartons
must be delivered to the recycling stati-
on or to the recycling truck.

**Plastic and food- and drinking cartons
includes, e.g.:**

- Packaging from fruit, vegetables and
other food products
- Packaging from soap, shampoo, and
similar items.
- Plastic bags and plastic wrap
- Plastic packaging with this mark
- Food- and drinking cartons from
milk, juice, peeled tomatoes and sim-
ilar items.

This does not include:

- Flamingo (polystyrene "peanuts")
- Electronics
- Plastic packaging with other danger
marks



Plastic must be empty and free from food
residue. Rinse with cold water to avoid odor
nuisances. Deliver to the recycling station
or the recycling truck in transparent 110 l.
bags. Remember to close the bag.

We give back

We are here to answer your questions

Vand og Affald
Ryttermarken 21
5700 Svendborg
Tlf. 6321 5515
www.vandogaffald.dk
post@vandogaffald.dk
facebook.dk/vandogaffald

